




Round whole numbers
to the nearest 10 or
100.



Learning Objective



Revise Chunking

$$72 \div 4 = 18$$

we know 10 x 4
we know 8 x 4

$$\begin{array}{r} 18 \\ 4 \overline{) 72} \\ \underline{40} \\ 32 \\ \underline{32} \\ 0 \end{array}$$

We highlight the times table we are using.

We circle the number of groups.

$$84 \div 6 = 14$$

we know 10 x 6
we know 4 x 6

$$\begin{array}{r} 14 \\ 6 \overline{) 84} \\ \underline{60} \\ 24 \\ \underline{24} \\ 0 \end{array}$$

We highlight the times table we are using.
We circle the number of groups.

Try this one on your whiteboard...

$$96 \div 6 = 16$$

we know 10×6

we know 6×6

$$\begin{array}{r} 16 \\ 6 \overline{) 96} \\ \underline{60} \\ 36 \\ \underline{36} \\ 0 \end{array}$$

Try this one on your whiteboard...

$$112 \div 8 = 14$$

we know 10 x 8

we know 4 x 8

$$\begin{array}{r} 14 \\ 8 \overline{) 112} \\ \underline{80} \\ 32 \\ \underline{32} \\ 0 \end{array}$$

Try this one on your whiteboard...

$$108 \div 6 = 18$$

we know 10 x 6

we know 8 x 6

$$\begin{array}{r} 18 \\ 6 \overline{) 108} \\ \underline{60} \\ 48 \\ \underline{48} \\ 0 \end{array}$$

Try this one on your whiteboard...

$$125 \div 5 = 25$$


we know 10×5

we know 10×5

we know 5×5

$$\begin{array}{r} 25 \\ 5 \overline{) 125} \\ \underline{50} \\ 75 \\ \underline{50} \\ 25 \\ \underline{25} \\ 0 \end{array}$$

Learning Objective



Revise Chunking

PROBLEM!

78 children will be placed in teams of 6.
How many teams will there be?

Q. What calculation do we need to solve this problem?

When you have decided how to do it work out the answer.

We need to do the division sum $78 \div 6$.

We can do this by chunking...

$$\begin{array}{r} 78 \\ -60 \quad (10 \times 6) \\ \hline 18 \\ -18 \quad (3 \times 6) \\ \hline 0 \end{array}$$

Q. How many 6's have been subtracted?

$$78 \div 6 = 13$$

Q. What would be the answer if there had been 80 children?

Using chunking...

$$\begin{array}{r} 80 \\ - 60 \quad (10 \times 6) \\ \hline 20 \\ - 18 \quad (3 \times 6) \\ \hline 2 \end{array}$$

13 r.2

Using pencil and paper we write...

$$80 \div 6 = 13 \text{ remainder } 2$$

Try this one with a partner

There are 85 sweets to be shared equally among 7 children.

How many sweets does each child have?
How many are left?

Using chunking...

$$\begin{array}{r} 85 \\ -70 \quad (10 \times 7) \\ \hline 15 \\ -14 \quad (2 \times 7) \\ \hline 1 \end{array}$$

12 r.1

Using pencil and paper...

$$85 \div 7 = 12 \text{ r.1}$$

$$175 \div 7$$

In pairs discuss how you could calculate an answer to this.

Using chunking...

$$\begin{array}{r} 175 \\ -70 \\ \hline 105 \\ -70 \\ \hline 35 \\ -35 \\ \hline 0 \end{array} \quad \begin{array}{l} (10 \times 7) \\ (10 \times 7) \\ (5 \times 7) \end{array}$$

Answer = 25

Try these:

$$134 \div 5$$

$$157 \div 6$$

$$119 \div 5$$

Q.

What is

a quick way

to check

whether

the answer

to

a

division

is

correct?

To check whether the answer to a division is correct we can use the

INVERSE

operation.

LOOK...

$$57 \div 3 = 19$$

Q. Which two numbers should we multiply to check whether this is correct?



$$57 \div 3 = 19$$

To use the inverse operation
we should multiply 19 by 3.


$$19 \times 3 = 57$$

OMA

Revise Bus Stop Method of Division



Learning Objective



Express a quotient as a fraction, or as a decimal rounded to one decimal place.

Mentally divide the following...

$$35 \div 5$$

$$27 \div 3$$


$$56 \div 8$$

$$49 \div 7$$

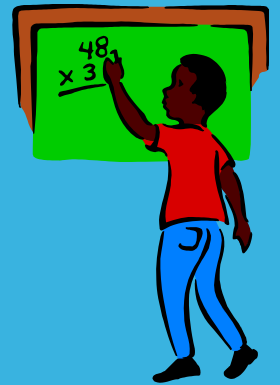
$$63 \div 9$$

$$42 \div 6$$

The purpose of the lesson is to consider divisions that do not always have whole number answers.



$$46/7 =$$



Look at this as a
multiplication!

How many sevens make 46?

Times Table - 12x12

	1	2	3	4	5	6	7	8	9	10	11	12
1	1	2	3	4	5	6	7	8	9	10	11	12
2	2	4	6	8	10	12	14	16	18	20	22	24
3	3	6	9	12	15	18	21	24	27	30	33	36
4	4	8	12	16	20	24	28	32	36	40	44	48
5	5	10	15	20	25	30	35	40	45	50	55	60
6	6	12	18	24	30	36	42	48	54	60	66	72
7	7	14	21	28	35	42	49	56	63	70	77	84
8	8	16	24	32	40	48	56	64	72	80	88	96
9	9	18	27	36	45	54	63	72	81	90	99	108
10	10	20	30	40	50	60	70	80	90	100	110	120
11	11	22	33	44	55	66	77	88	99	110	121	132
12	12	24	36	48	60	72	84	96	108	120	132	144

1	2	3	4	5	6	7	8	9	10
11	12	13	14	15	16	17	18	19	20
21	22	23	24	25	26	27	28	29	30
31	32	33	34	35	36	37	38	39	40
41	42	43	44	45	46	47	48	49	50
51	52	53	54	55	56	57	58	59	60
61	62	63	64	65	66	67	68	69	70
71	72	73	74	75	76	77	78	79	80
81	82	83	84	85	86	87	88	89	90
91	92	93	94	95	96	97	98	99	100

The diagram illustrates a sequence of numbers from 1 to 100 arranged in a 10x10 grid. Three specific numbers are highlighted with colored circles: 42 (grey), 46 (orange), and 49 (teal). Red arrows indicate a path starting from 42, moving to 46, and then to 49. The arrows show a curved path from 42 to 46, and another curved path from 46 to 49.

Times Table - 12x12

	1	2	3	4	5	6	7	8	9	10	11	12
1	1	2	3	4	5	6	7	8	9	10	11	12
2	2	4	6	8	10	12	14	16	18	20	22	24
3	3	6	9	12	15	18	21	24	27	30	33	36
4	4	8	12	16	20	24	28	32	36	40	44	48
5	5	10	15	20	25	30	35	40	45	50	55	60
6	6	12	18	24	30	36	42	48	54	60	66	72
7	7	14	21	28	35	42	49	56	63	70	77	84
8	8	16	24	32	40	48	56	64	72	80	88	96
9	9	18	27	36	45	54	63	72	81	90	99	108
10	10	20	30	40	50	60	70	80	90	100	110	120
11	11	22	33	44	55	66	77	88	99	110	121	132
12	12	24	36	48	60	72	84	96	108	120	132	144



1	2	3	4	5	6	7	8	9	10
11	12	13	14	15	16	17	18	19	20
21	22	23	24	25	26	27	28	29	30
31	32	33	34	35	36	37	38	39	40
41	42	43	44	45	46	47	48	49	50
51	52	53	54	55	56	57	58	59	60
61	62	63	64	65	66	67	68	69	70
71	72	73	74	75	76	77	78	79	80
81	82	83	84	85	86	87	88	89	90
91	92	93	94	95	96	97	98	99	100

YOUR TASK!


1. Find the closest multiple below the number.
2. How many 7s make this multiple?
3. Calculate how many sevenths to get from the closest multiple to your number.

Revise Bus Stop Method

of Division



Learning Objective



Express a quotient as a fraction, or as a decimal rounded to one decimal place.

Times Table - 12x12

	1	2	3	4	5	6	7	8	9	10	11	12
1	1	2	3	4	5	6	7	8	9	10	11	12
2	2	4	6	8	10	12	14	16	18	20	22	24
3	3	6	9	12	15	18	21	24	27	30	33	36
4	4	8	12	16	20	24	28	32	36	40	44	48
5	5	10	15	20	25	30	35	40	45	50	55	60
6	6	12	18	24	30	36	42	48	54	60	66	72
7	7	14	21	28	35	42	49	56	63	70	77	84
8	8	16	24	32	40	48	56	64	72	80	88	96
9	9	18	27	36	45	54	63	72	81	90	99	108
10	10	20	30	40	50	60	70	80	90	100	110	120
11	11	22	33	44	55	66	77	88	99	110	121	132
12	12	24	36	48	60	72	84	96	108	120	132	144

1	2	3	4	5	6	7	8	9	10
11	12	13	14	15	16	17	18	19	20
21	22	23	24	25	26	27	28	29	30
31	32	33	34	35	36	37	38	39	40
41	42	43	44	45	46	47	48	49	50
51	52	53	54	55	56	57	58	59	60
61	62	63	64	65	66	67	68	69	70
71	72	73	74	75	76	77	78	79	80
81	82	83	84	85	86	87	88	89	90
91	92	93	94	95	96	97	98	99	100

HOW CAN WE WRITE THIS AS A
DECIMAL?

What other easy divisors are there?

